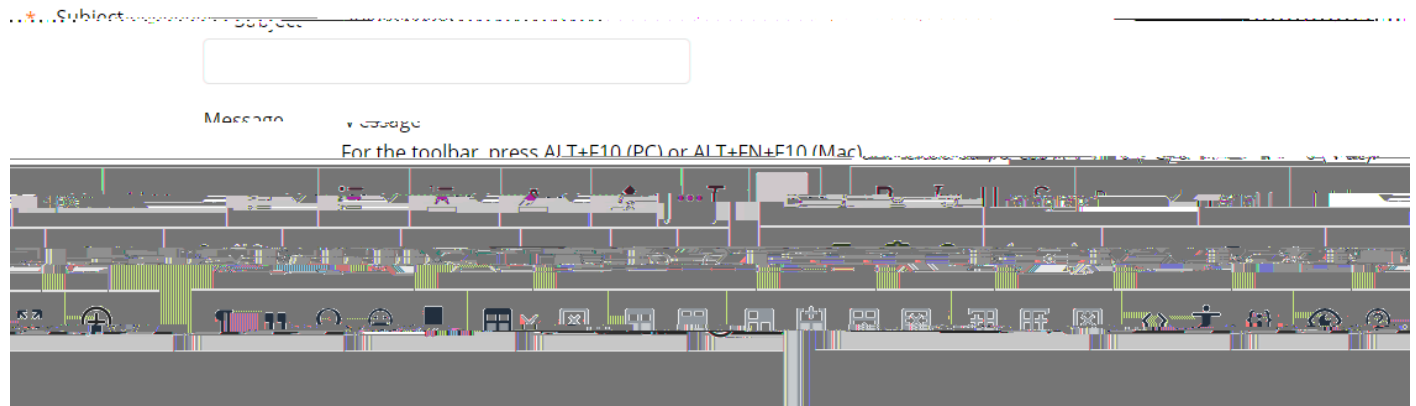


Discussion Board – How to Include My Media

Preparation: Get **video/audio ready first inside Kaltura myMedia.**

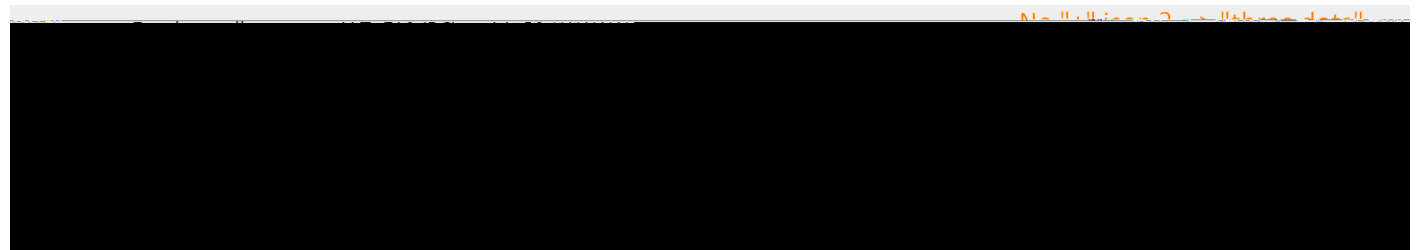
This example also applies to the **content editor** inside other editable areas such as **Assignments, Blogs, Journals, Wikis, Items, Announcements, etc**

1] Go to the **content editor** by choosing **Create Thread, Reply, Edit, etc.**



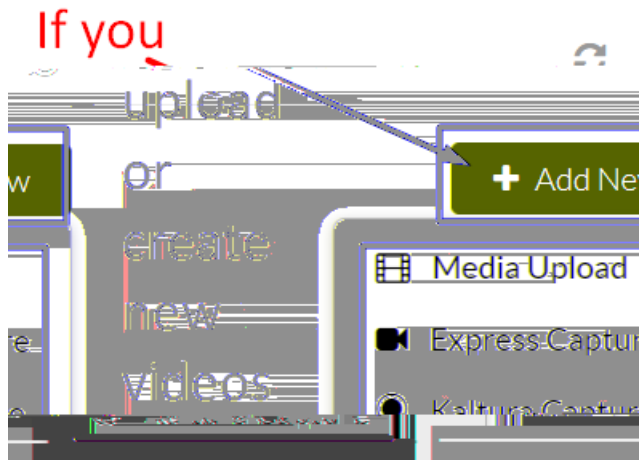
2] **+ (plus) icon in a circle** at the end of the toolbar.

No + (plus) icon? => **"three dots"** at the end to expand the toolbar



3] Kaltura Embed LTI

4b] If you need to upload or create a new video/audio > **Add New** > **Select Your Option**



5] Check if the video/audio appears like this. If you have used the **step 4b] above, it might take a few minutes** (uploading & conversion time) to have the new video/audio appear.

