


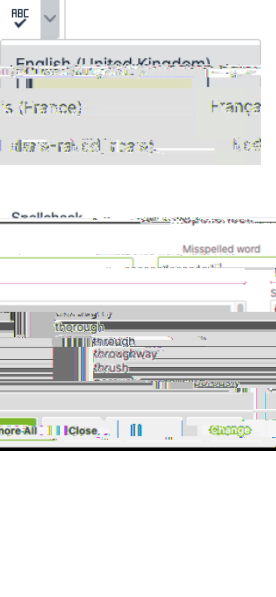
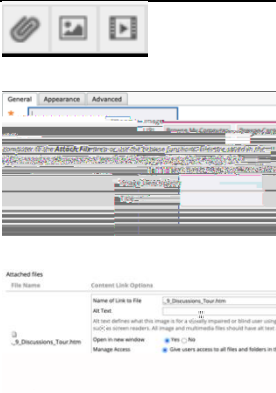



The Updated Content Editor in Blackboard Learn –

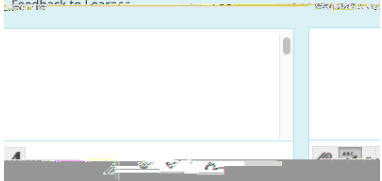
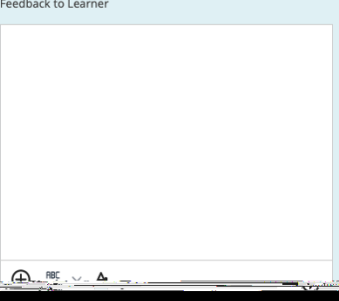


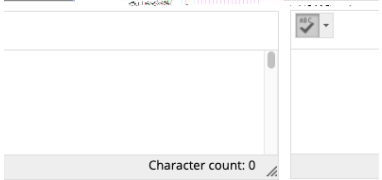

		<p>sources such as Microsoft Word. This means the remove formatting option is not the same as pasting text only.</p> <p>If you click the paste button when using a browser that disallows access to the clipboard, the warning message appears now in the editor instead of in a browser alert.</p>
		<p>In the search tool, find and replace options have been unified into a single view rather than split into tabs. Arrow buttons are used to search up or down. A new option has been added for searching only in selected content.</p>
		<p>Undo and redo are unchanged.</p>
		<p>Text justification options are unchanged.</p>
		<p>Tool names on tooltips updated to "increase indent" and "decrease indent" rather than "indent" and "outdent."</p>
		<p>Icons for superscript and subscript were updated.</p>
		<p>The link options are now only for configuring weblinks—adding files or linking to items in the Content Collection are now done in the add content menu. The unlink option can now only be clicked when the selected content has an associated link. The option to assign a class to the link that was confusing for most users has been removed.</p>

		<p>The line and horizontal rule tools have been replaced with a simple horizontal line tool that no longer has or requires additional configuration. The icon for inserting a non-breaking space has been updated.</p>
		<p>The spellchecker has changed significantly.</p> <p>The dictionaries have all been updated and expanded. Spell-checking is now a user-initiated action. Instead of toggling it off and on in the editor window, when the user clicks the spellchecker tool, the user is presented with an interface for navigating and correcting spelling errors. Custom dictionaries are no longer supported.</p> <p>The availability of spell-check dictionaries is determined by the availability of languages in the language pack settings when there is a match to the dictionaries supported by the spell checker. The administration page for spell-check dictionaries has been removed; admins can still turn off the spell checker tool as a whole in the administration panel.</p> <p>The default selection of language for the user in the editor is prioritized on 1) any enforced course language, 2) the user's selected preferred language, 3) the system default if there isn't a match with 1 or 2, then 4) US English if no other match could be made.</p> <p>Supported languages: English (US), English (UK), Danish, Dutch, Finnish, French, German, Italian, Norwegian (NB), Portuguese (BR), Spanish, Swedish</p>
		<p>Adding attachments and media have changed. Now, select the add button (+) for all sources and options for adding content. If you select a file, the Content Editor will now automatically recognize what kind of a file it is. You can still edit the display options and add alt text by right-clicking on the item.</p> <p>When adding local files, multiple files can now be selected at once using standard desktop actions (shift or control/command). Because the change in workflow removed the pre-upload properties page when uploading a file to link, there is no longer a drag-and-drop hotspot. For images and video, the ability to add multiple at once is a new capability. Controls for applying advanced settings such as class, style, and mouse-over images have been removed for a simpler user experience. Because</p>

images and media are automatically recognized and embedded,

The "symbol" tool has been renamed "special character." The special character library has been expanded and items are now categorized. Users can search for a symbol. The HTML code for a symbol is no longer displayed.

Not available		The new accessibility checker helps authors make content more accessibility while they're creating content. Alternative text can be added, and formatting issues corrected when reviewing the content with the tool. The checker uses WCAG 2.0 guidelines.
Not available		New code sample tool allows code snippets to be displayed and properly formatted inline without being

		<p>When providing feedback to learners, the simple editor has been updated slightly.</p> <ul style="list-style-type: none"> There are new icons. The add content capability has been broadened and allows easy access to all attachment sources and embeddable content from third-party Building Blocks—previously, it allowed file attachments only without opening the full editor. The spell checker icon now launches a tool for correcting spelling instead of toggling spelling indicators in the editor.
		<p>The tool for creating a recording in student feedback has been renamed "Insert from Webcam" and appears in the "Add Content" menu.</p>
		<p>When creating a test, a simplified editor appears for question types multiple choice, multiple answer, and matching when there are many answer choices. Previously, this happened when there were 21 answer options on the page or more. For performance reasons, that threshold has been lowered to 11, but it's now possible to load the full editor when needed for each answer choice. Character count has been replaced by word count for consistency with the full editor.</p>

Additional changes and notes

To improve accessibility and mobile use, windows are now overlay modals instead of new windows. For third-party Building Blocks that use a cancel action to close the window, they may need to update their Building Block to close the modal instead. A Building Block can be compatible with both behaviors at the same time. If a Building Block isn't updated, a user may have to use the modal close action (x) instead of the cancel button provided in the Mashup. Actions for Building Block developers [are documented in the Developer Community](#).

To help maintain academic integrity, the feature to convert links into playable embedded media is disabled during test-taking so helpful resources can't be viewed in a test if a locked-down browser is being used. Similarly, links can't be opened when authoring.

The editor size will automatically scale on the page to fit the content. To edit a large amount of content and pin the toolbar to the top, use the full screen mode.

Due to changes in editor behavior, the following APIs are deprecated and should no longer be used: `isUrlLink`, `rows`, and `customConfig`