

A Summary of Faculty Results

FSSE 2016 SNAPSHOT • 1

High-Impact Practices

Cultural Learning, Internship or Field Experience, Research, Service Learning, Community-Based Learning, Study Abroad, Global Learning, and Leadership

[Redacted]

[Redacted]

[Redacted]

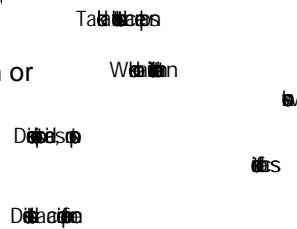
[Redacted]

Time Allocation

This figure summarizes the number of hours that faculty spend in a typical seven-day week on teaching activities (preparing, teaching class sessions, grading, meeting with students outside of class, etc.); advising; research, creative, or scholarly activities; and service activities (committee work, administrative duties, etc.)


Student-Faculty Interaction

Faculty reported how often they have done each of the following with the undergraduate students they teach or advise:

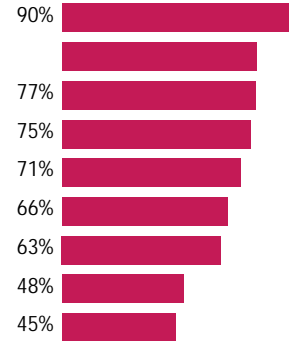


Supportive

Faculty Values
(Sorted highest to lowest)



Percentage of Faculty Responding "Very Important" or "Important"



Your institution administered the following additional question set(s):

See your Administration Summary and Respondent Profile reports for more information.

Refer to your FSSE 2016 Topical Module report(s) for results.

FSSE, a complementary survey to the National Survey of Student Engagement, collects information annually at hundreds of year colleges and universities from faculty who teach at least one undergraduate course in the current academic year. The results provide information about faculty expectations for student engagement in educational practices that are empirically linked with student learning and development. Institutions use their data to identify aspects of the undergraduate experience that can be improved through changes in policy and practice. For more information, visit our website: fsse.indiana.edu