


Enrollment Forms Guide

Completing the JSAC 039-R

CADET APPLICATION AND ENROLLMENT RECORD

1. NAME (Last, First, Middle Initial)
2. GRADE
3. BRANCH
4. COMPANY
5. ADDRESS
6. CITY
7. STATE
8. ZIP
9. TELEPHONE
10. SOCIAL SECURITY NUMBER
11. DATE OF BIRTH
12. DATE OF ENTRY INTO THE ROTC PROGRAM
13. DATE OF COMPLETION OF ROTC PROGRAM
14. DATE OF COMPLETION OF MILITARY TRAINING
15. DATE OF COMPLETION OF POSTGRADUATE TRAINING
16. DATE OF COMPLETION OF POSTGRADUATE TRAINING
17. DATE OF COMPLETION OF POSTGRADUATE TRAINING
18. DATE OF COMPLETION OF POSTGRADUATE TRAINING
19. DATE OF COMPLETION OF POSTGRADUATE TRAINING
20. DATE OF COMPLETION OF POSTGRADUATE TRAINING



Picture of page 1 of USACC form 139-

RULES

- FILL OUT PAGES 1 and 2 ONLY
- DOWNLOAD THE FORM AND TYPE YOUR INFORMATION
- USE ALL CAPITAL LETTERS (with one exception)
- IF YOU DO NOT KNOW, LEAVE BLANK

1. NAME

A screenshot of a form field for name entry. The field is a horizontal rectangle with a light blue background and a thin black border. Inside the field, the text 'LAST NAME (Last, First, M)' is displayed in a dark grey font. The text is centered and appears to be a label or placeholder for the user's input.


LAST NAME (Last, First, M)

- Enter your LAST name, then FIRST name, then MIDDLE Initial, e.g. SMITH, JOHN J.
- Use lower case letters for prefix portions of family names, e.g. Mc, Mac, de, St., Van, etc
- If you have a suffix (Jr., III), add it to end of last name, e.g. JONES, Jr., CASEY S.

2.SSN

- Clearly write your 9 digit Social Security Number WITHOUT including any dashes
- If you are remote, include this ONLY IF your instructor sent you instructions to upload this form to a secure site
- ★ *NEVER send your Social Security Number in an*

3. College ID#



- Enter your Penn State ID number
- This is the 9 digit number on your PSU ID card that starts with the number “9”

4. eMail Address

- Insert your eMail address
- Include the “@ .edu”

5. Local Address

5. LOCAL ADDRESS

Dorm room & building or off-campus # & st.

USE PENCIL

- On-Campus: Room number and Building, e.g. 123 Beam
- Off-Campus: Number and Street, e.g. 456 N. Atherton St.

5a., 5b, and 5c. Local Address (Continued)

5a. CITY	University Park	5b. STATE	PA	5c. ZIP CODE	16802
----------	-----------------	-----------	----	--------------	-------

- On-campus:
5a. University Park
5b. PA
5c. 16802
- Off-campus city, state and ZIP code
e.g. State College / PA / 16801

6. Local Phone

6. PHONE

Local / Cell

- Enter your cell phone (preferred) or local number where you can be reached.
- If not included, you may miss out on scholarship or other opportunities.
- If you do not wish to be notified by text, write “No text” in PENCIL to the right of block 6.

7. Permanent Address

7. PERMANENT ADDRESS

Home: number and street

- Street or RFD number and street name of home address (123 Main ST)

7a., 7b, and 7c. Permanent Address (Continued)

7a. CITY 7b. STATE 7c. ZIP CODE

Home (Permanent) address:

- 7a. City
- 7b. State (Two letter postal code)
- 7c. ZIP code (five digit)

8. Home Phone

8. PHONE

- Enter the phone number for your home of record (permanent address)
- If you no longer have a house phone, use the number of a spouse, parent or guardian.

9. DOB: Date of Birth

9. DOB

- use DDMMYY format, e.g. 25AUG04, 01APR04
- For the month, use the first three letters, all capitalized:
JAN FEB MAR APR
MAY JUN JUL AUG
SEP OCT NOV DEC
- Do NOT use any slashes “/”

10. POB Place of Birth

10. POB

- Enter the City and State of the place where you were born.
e.g., Pittsburgh, PA
Leesburg, VA
- If born outside the United States, enter the city and country where you were born.
e.g. Frankfurt, Germany

11. Religious Preference

11. RELIGIOUS PREF

- Enter your religious preference (partial list below):

Assemblies of God

12. Blood Type



13. ACT

13. ACT

- If you took the ACT, enter the character ACT COMPOSITE score (this is the composite score for all 4 areas); i.e., 24, 32, etc.

14. SAT



15. SEX

15. SEX

- Enter:
M for Male
F for Female

17. Weight



- Enter your weight in pounds.

19. Dependents

- Enter “Yes” if you have a spouse, children, or others who depend on you for life support.
-

19a. Number of Dependents

- If you have a spouse, children, and/or others who depend on you for life support, enter the

20. RACE/ETHNICITY

- Use an “X” to check the appropriate block:
 - African American
 - American Indian
 - Asian
 - Caucasian
 - Hispanic
 - Other
- If you check “Other,” then write in your ethnicity where it says “Explain.”

21. CITIZENSHIP

This section requires you to check TWO boxes:

- Use an “X” to check U.S. Citizen or Non U.S. Citizen.
- If U.S. Citizen, then check either U.S. Born, Naturalized, Born Overseas With U.S. Parents, or Dual Citizenship.
- If you are a Non U.S. Citizen, then check either Immigrant Alien, Nonimmigrant Alien, or Refugee
- Notify your instructor if you are a Non U.S. Citizen.

22. Do you have any condition that could interfere with you participating in a normal college physical education course?

22a. If "yes" explain

22. Enter "Yes" or "No" as appropriate.

22a. Explain a "Yes" answer.

23. Have you ever received Medical Disability payments from any source?

23a. If "yes" explain

22. Enter "Yes" or "No" as appropriate.

22a. Explain a "Yes" answer.

24. Next of Kin

- Enter Nearest Living Relative's Last Name, First Name, Middle Initial and Relationship; i.e., Jones, Pamela D. Mother
- If married, use spouse's information.
- If not married, use a parent or guardian.
- If no living parent or guardian, use an adult

24a. Address of Next of Kin

24b. Phone of Next of Kin



- 24a: Enter the Next of Kin's Address; include street, city, state and ZIP code; i.e.,
Anyplace Street, Anytown, NY 12345
- 24b: Enter the Next of Kin's phone number; include the area code and do not include any special characters. If overseas, include country code; i.e., 7571234567, 01162212345689. etc

25. ROTC Host School

25a. FICE Code

- 25. ROTC Host School:
“The Pennsylvania State University”
- 25a. FICE Code: “003329”

26. School of Attendance

26a. FICE Code

If attending University Park campus:

- 26. School of Attendance:
“The Pennsylvania State University”
- 26a. FICE Code: “003329”

If attending Altoona campus:

- 26. School of Attendance:
“Pennsylvania State Altoona”
- 26a. FICE Code: “003331”

27. RESIDENCY STATUS

27. RESIDENCY STATUS

- Enter an “R” if you are resident of Pennsylvania
- Enter an “N” if you are not a resident of Pennsylvania

*Enter “R” if you paying Penn State at the ~~state~~ in-state tuition rate due to special circumstances

28. ACADEMIC CLASS



- Enter one of the following:
 - FR- Freshman
 - SO- Sophomore
 - JR- Junior
 - SR- Senior
 - GR- Graduate

29. PROJECTED GRADUATION DATE

29. PROJECTED GRADUATION DATE

If graduating in 2023:

- Most non-engineering majors, enter:
6 MAY 23
- Engineering majors, enter:
16 DEC 23

If graduating in 2024:

- Most non-engineering majors, enter:
4 MAY 24
- Engineering majors, enter:
21 DEC 24

30. ACADEMIC MAJOR

30. ACADEMIC MAJOR

- Enter your projected major of study.

[Penn State Majors Undergraduate Admissions \(psu.edu\)](http://psu.edu)

31. ACADEMIC MINOR

31. ACADEMIC MINOR



- Enter your projected minor of study, if applicable.

32. CREDITS TOWARD DEGREE

32. CREDITS TOWARD DEGREE

- Enter the number of credits that Penn State will count toward completion of your desired degree.
- NOTE: Not all completed classes, transfer classes, or AP credits necessarily count toward degree completion.

33. CREDITS REQUIRED FOR DEGREE

33. CREDITS REQUIRED FOR DEGREE

- Enter the number of credits that you must complete to earn your desired degree.


34. CGPA (COLLEGE)

34. CGPA (COLLEGE)

- Enter your college GPA.
- If this is your first semester, leave blank.

35. OTHER COLLEGES ATTENDED

35a. YEAR(S) ATTENDED



- Enter the name of any other college or university that you attended as a full-time student.



- Enter the number of years you attended the other college or university.

36. HIGH SCHOOL ATTENDED

36a. GRADUATION DATE

- Name, city, state and ZIP code of the High

37. ROTC SCHOLARSHIP RECIPIENT

37. ROTC SCHOLARSHIP RECIPIENT

- If scholarship recipient, enter “Yes”.
- If not, enter “No”.

37a:

- If scholarship recipient, enter “4 year” or “3 AD”
- If not, Leave 37a blank.

38. OTHER SCHOLARSHIPS

38. OTHER SCHOLARSHIPS



- Note any scholarships other than any from ROTC (name only).

39. JROTC EXPERIENCE

39. JROTC EXPERIENCE



- Enter which branch of JROTC the student participated in, Army, Navy, Air Forces, Marines, and the number of years spent in JROTC, e.g., Army 4 years, Navy 3 years, etc.

PART I CURRENT OR PRIOR MILITARY SERVICE (TO INCLUDE OFFICER PRODUCING PROGRAM

- If you never enlisted in any branch of the military, check the box “NOT APPLICABLE” (Go to PART IV).
- If you never attended a military academy or OCS, check the box “NOT APPLICABLE” (Go

42. RELEASE OF INFORMATION

- Read the statement and initial in the block

44. SUBSTANCE ABUSE

- Read the statements and initial the appropriate block for your situation.
- If you initialed the second or third block, complete the “When” and “How often” boxes.

NOTE: Any future drug use will be grounds for disenrollment from the ROTC Program.

45. RELIGIOUS ACCOMMODATION

- Read the statement and initial in the block

46. CONSCIENTIOUS OBJECTION

- Read the statement and initial the appropriate block for your situation.

"All information given on this form is correct to the best of my knowledge."

- Sign the SIGNATURE OF CADET block in ink
- By signing this block, you are certifying that the information on pages 1 and 2 are true.

47. LOYALTY OATH

- Read the oath.
- If you are a scholarship winner, you must agree to the oath and sign and date the form.
- If you are not currently a scholarship winner, you may agree to the oath and sign now or wait until you are offered a contract (scholarship or non-scholarship) later.

PAGES-6

- FILL OUT PAGES 1 AND 2 ONLY
- DO NOT MAKE ANY ENTRIES BEYOND PAGE 2